

# RADIOTRON

## 1K4

1K4  
1K5-G  
SHEET 1



### PENTODE AMPLIFIER

Filament	Coated	
Voltage	2.0	d-c volts
Current	0.12	amp.
Maximum Overall Length		4-15/16"
Maximum Diameter		1-9/16"
Bulb		ST-12
Cap		Small Metal
Mounting Position		Any
Base		Small 4-Pin
Pin 1-Filament +		Pin 4-Filament -
Pin 2-Plate		Cap -Grid
Pin 3-Screen		



BOTTOM VIEW (4M)

Maximum Ratings, Interelectrode Capacitances, Typical Operating Conditions and Curves are the same as for type 1K5-G. Types 1K4 and 1K5-G are identical electrically.

# RADIOTRON

## 1K5-G



### PENTODE AMPLIFIER

Filament	Coated	
Voltage	2.0	d-c volts
Current	0.12	amp.
Direct Interelectrode Capacitances <sup>‡</sup> :		
Pentode Connection:-		
Grid to Plate	0.010	max. $\mu\text{F.}$
Input	6.0	$\mu\text{F.}$
Output	9.5	$\mu\text{F.}$
Triode Connection <sup>‡</sup> :-		
Grid to Plate	3.5	$\mu\text{F.}$
Grid to Filament	2.5	$\mu\text{F.}$
Plate to Filament	15.5	$\mu\text{F.}$
Maximum Overall Length		4-29/32"
Maximum Diameter		1-9/16"
Bulb		ST-12
Cap		Skirted Miniature
Mounting Position		Any
Base		Small Shell Octal 7-Pin
Pin 1-No Connection		Pin 5-No Connection
Pin 2-Filament +		Pin 7-Filament -
Pin 3-Plate		Pin 8-No Connection
Pin 4-Screen		Cap -Grid



BOTTOM VIEW (G-5Y)

\* With shield-can connected to negative filament terminal.  
<sup>‡</sup> Screen connected to plate.

1K5-G

# RADIOTRON

## 1K5-G

### PENTODE AMPLIFIER

(continued from preceding page)

#### AMPLIFIER - Class A<sub>1</sub> (Pentode Connection)

Plate Voltage	180 max. volts
Screen Voltage	135 max. volts
Screen Supply Voltage	180 max. volts
Plate Dissipation	0.5 max. watt
Screen Dissipation	0.13 max. watt

#### Typical Operation:-

Filament Voltage	2.0	2.0	2.0	2.0 d-c	volts
Plate Voltage	90	135	135	135	volts
Screen Voltage	67.5	30	45	67.5	volts
Grid Voltage	0	0	0	0	volts
Plate Current	2.48	0.65	1.25	2.5	mA.
Screen Current	0.95	0.23	0.48	0.93	mA.
Plate Resistance (approx.)	0.75	2.9	1.75	1.0	megohm
Transconductance	1020	620	820	1050	μhos

#### AMPLIFIER - Class A<sub>1</sub> (Triode Connection)\*

Plate Voltage	180 max. volts
Plate & Screen Dissipation (total)	1.1 max. watts

#### Typical Operation:-

Filament Voltage	2.0	2.0	2.0 d-c	volts
Plate Voltage	90	135	180	volts
Grid Voltage	-3.0	-4.5	-6.0	volts
Plate Current	1.5	3.5	5.9	mA.
Plate Resistance	14,800	10,700	9,000	ohms
Transconductance	1,000	1,400	1,700	μhos
Amplification Factor	14.8	15.0	15.3	
Load Resistance	30,000	15,000	10,000	ohms
Total Harmonic Distortion	5	5	5	%
Power Output	13	50	100 approx.	mW.

\* Negative Filament Return. The grid circuit resistance should not exceed 3 megohms except under resistance coupled conditions.

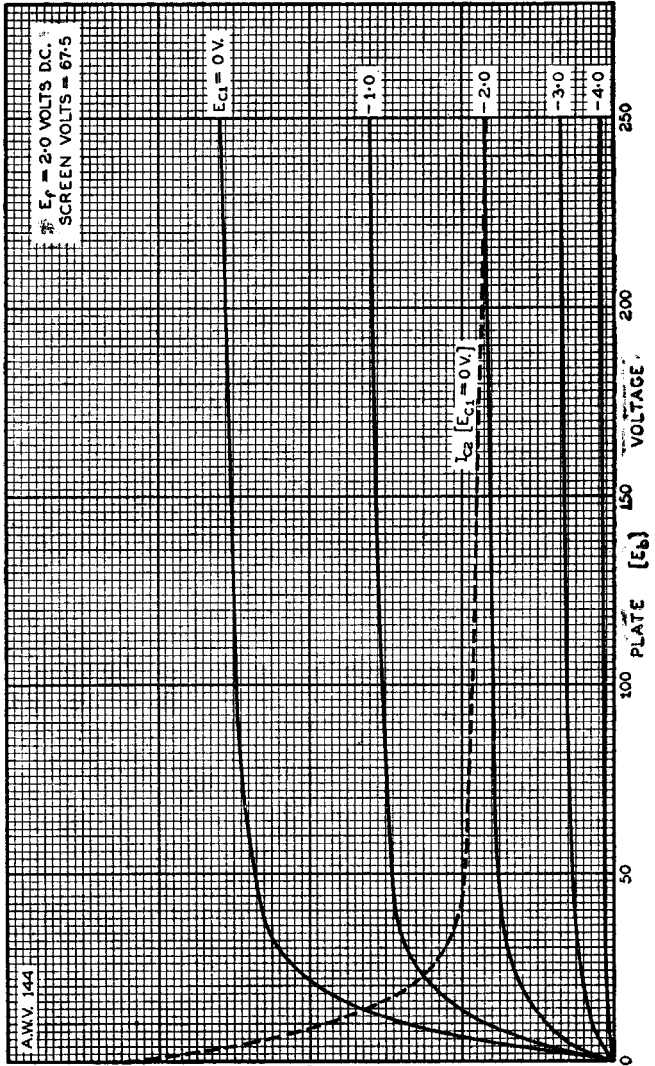
\* Screen connected to plate.

# RADIOTRON

1K5-G

## AVERAGE PLATE CHARACTERISTICS

1K5-G  
SHEET 2



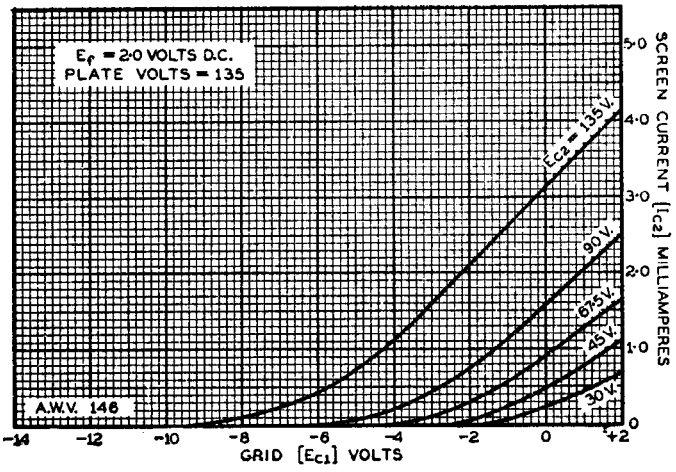
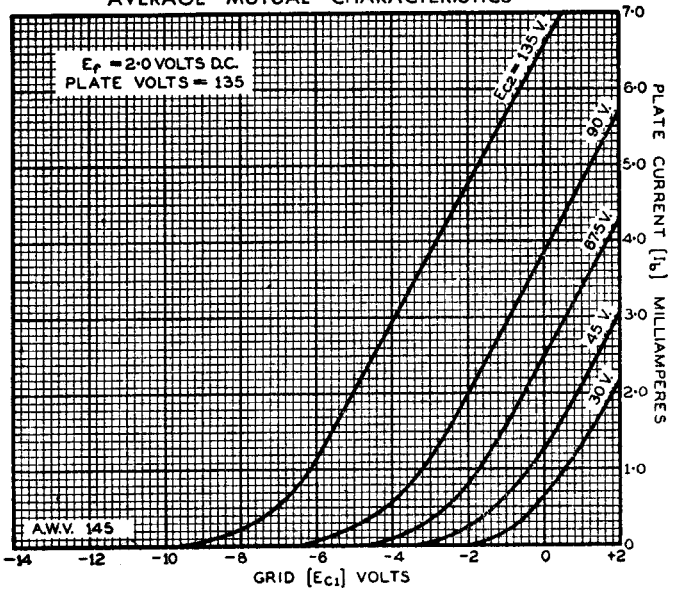
A.W.V. 144

1K5-G

# RADIOTRON

1K5-G

AVERAGE MUTUAL CHARACTERISTICS

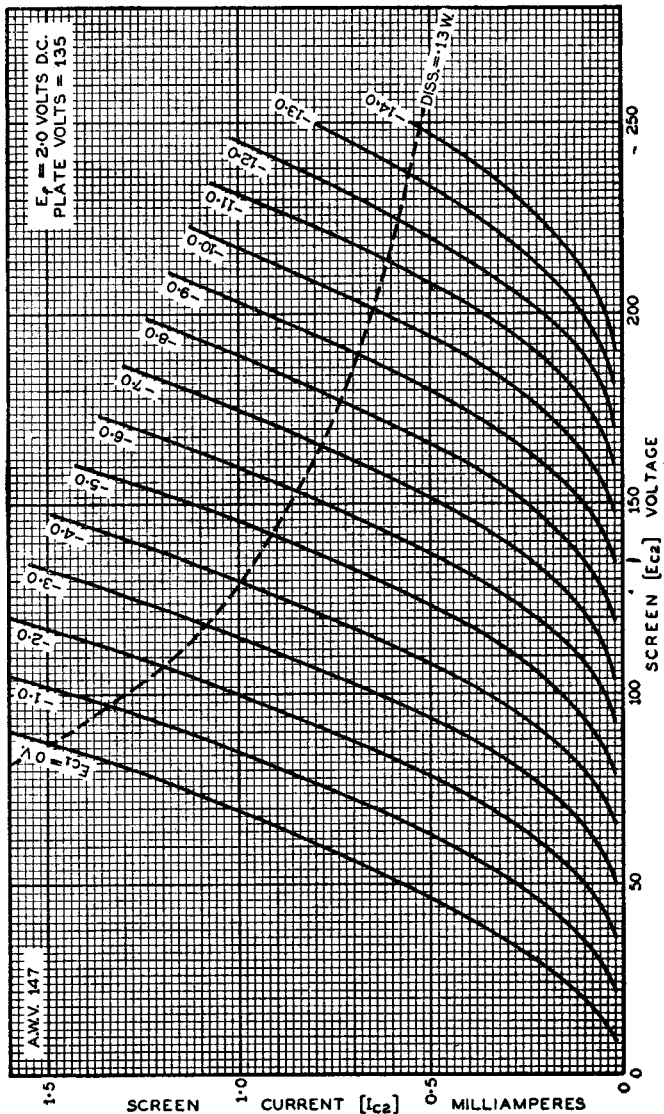


# RADIOTRON

## 1K5-G

### AVERAGE SCREEN CHARACTERISTICS

1K5-G  
SHEET 3



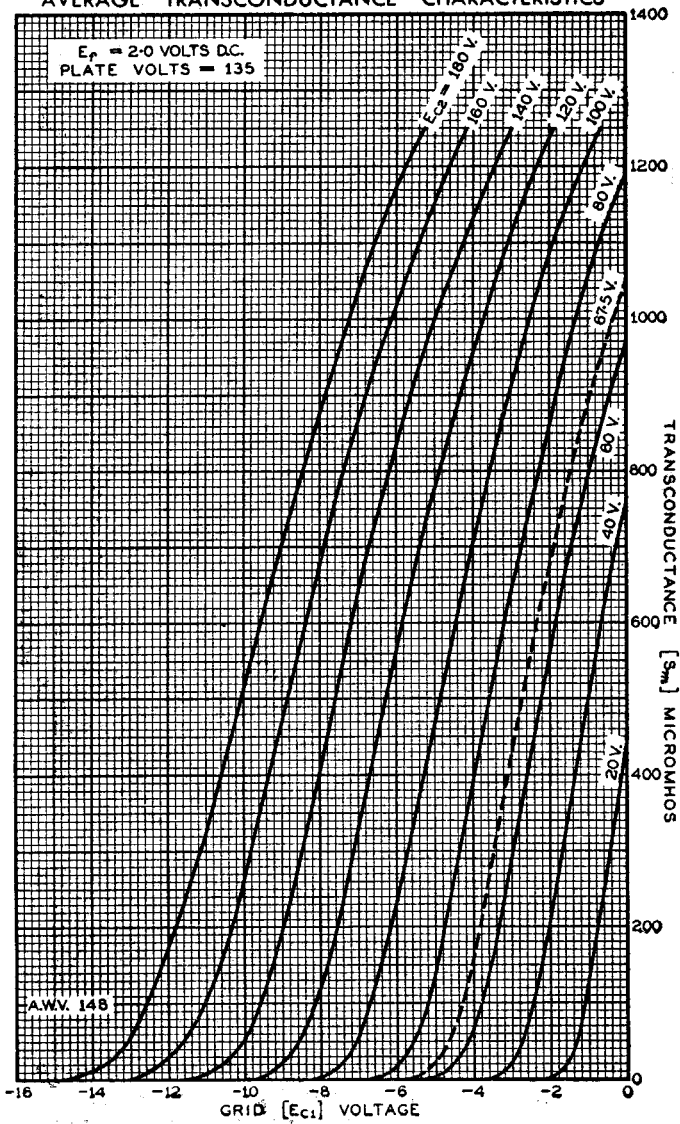
1K5-G

# RADIOTRON

1K5-G

## AVERAGE TRANSCONDUCTANCE CHARACTERISTICS

$E_p = 2.0$  VOLTS D.C.  
PLATE VOLTS = 135



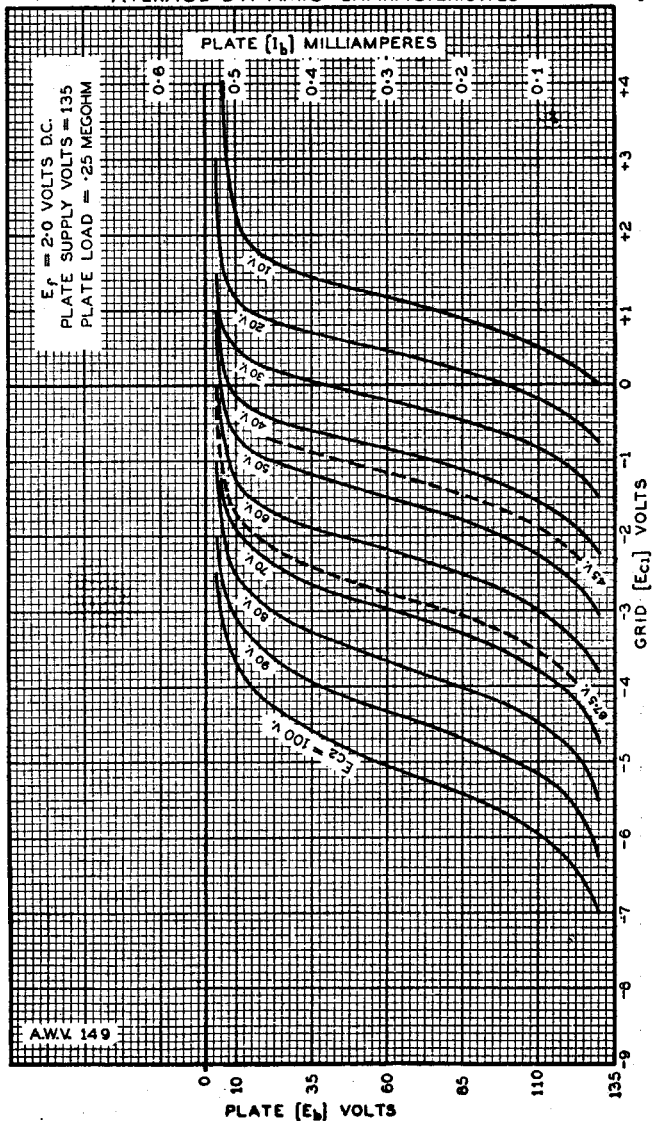
A.W.V. 148

# RADIOTRON

## 1K5-G

### AVERAGE DYNAMIC CHARACTERISTICS

1K5-G  
SHEET 4








# RADIOTRON

1K5-G

AVERAGE TRIODE CHARACTERISTICS

1K5-G  
SHEET 3



TRIODE CONNECTION  
[SCREEN TIED TO PLATE]  
E<sub>f</sub> = 2.0 VOLTS D.C.

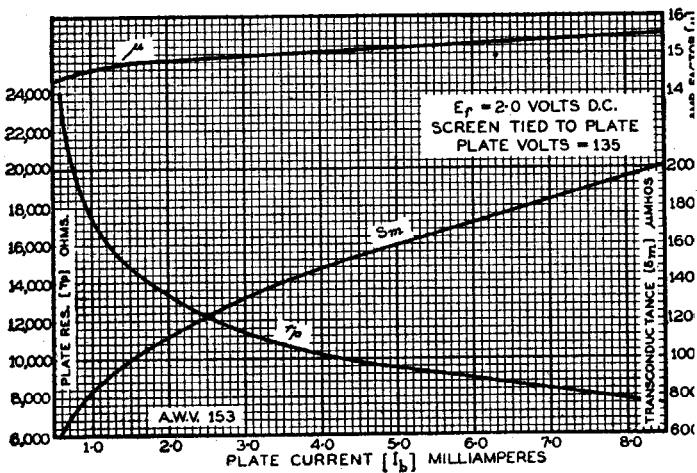
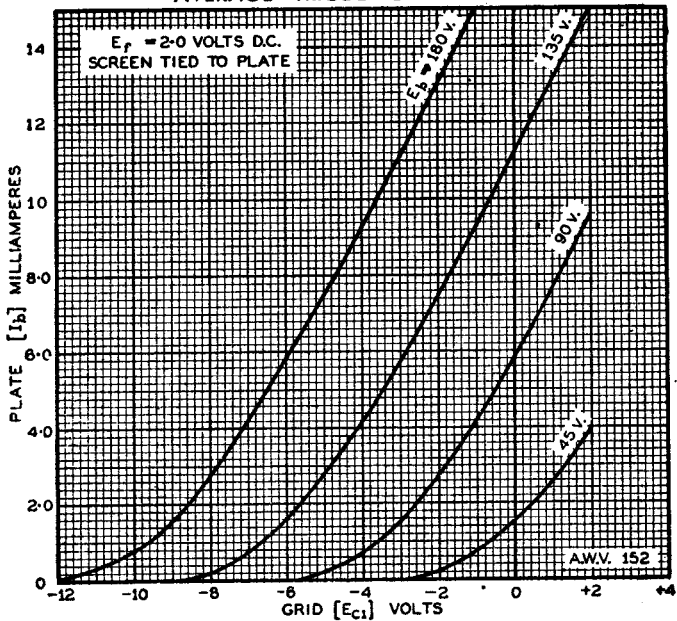
A.W.V. 151

1K5-G

# RADIOTRON

1K5-G

## AVERAGE TRIODE CHARACTERISTICS



# RADIOTRON

## RESISTANCE COUPLED PENTODES

(Continued)

RESISTANCE COUPLED PENTODES										
GROUP IV.										
Type	Total Supply	Grid Bias Volts (Battery Types)	Screen Dropping Resistor (Megohms)	Cathode Bias Resistor for Ohms (A.C. Types)	Plate Load Resistor (Megohms)	Following Grid Resistor (Megohms)	RATIO Output/ Input Voltages at 400~ 0.25V. Input	Decibels Gain per Stage at 400~	Peak Voltage Output at 3% Distortion	
1K4 1K5-G }	90	-1.5	0.75	—	0.25	—	59	35.4	25	
	135	-1.5	0.75	—	0.25	0.5	48	33.6	20	
1K6 1K7-G }	180	-1.5	1.0	—	0.25	0.5	75	37.5	36	
	90	-1.5	1.0	—	0.25	0.5	62.5	35.9	30	
	135	-1.5	1.0	—	0.25	0.5	88.5	39.0	48	
	180	-1.5	1.0	—	0.25	0.5	74	37.4	40	
						0.25	0.5	54	34.7	22
						0.25	0.5	45	33.1	18
6C6 6J7-G 57 1603 }		—	0.3	2,000	0.1	1.0	63	37.6	34	
		—	0.3	2,000	0.1	0.5	76	36.0	28	
	250	—	0.3	2,000	0.1	0.5	83	38.4	45	
	400	—	0.3	2,000	0.1	0.5	69	36.8	38	
						0.1	1.0	98	39.8	85
						0.1	0.5	82	38.3	78
						0.1	0.25	70	36.9	67
						0.1	1.0	105	41.4	135
						0.1	0.5	92	39.3	124
						0.1	0.25	80	38.1	106
GROUP V.										